





Fully  
customizable

**FLEX UC3** made in Italy

-  Program for I/O setting
-  Silkscreen printing
-  Serigraphy
-  Display



## VERSATILITY

**FLEX** complies the requirements of control and automation of small production plants, standing and moving industrial equipment and all kind of application requiring a management device simple but extremely powerful. Leveraging on the graphics display is possible to achieve very effective interface; setup procedures are quick and instantaneous.

## CUSTOMIZATIONS

**FLEX** is fully customizable: number and type of Input/Output, front membrane, graphics of display, protocols and interface of communication and obviously the software of control will be developed according the customer requirements.

## RELIABILITY

**FLEX** aims to provide the right answer the requirements of having a custom device with the reliability of one series product built in high volumes reducing the construction times and equipment costs.

## application examples



- Pumps' control
- Diesel engines control
- Control of lighting towers
- Control of processes
- Control of compressors
- Human machine interfaces
- Lubrication Systems
- Timer controls
- Ventilation systems
- Heating systems

## features



- Easy setup and usage.
- Graphic LED backlit 128 x 64 pixel LCD display
- Textual and graphic interface
- CanBus and USB communication interfaces
- Low consumption and standby working mode
- Huge capacity for programs and data
- Good price/performance ratio

### FULLY CUSTOMIZABLE

## example of measurements



- Voltage, frequency, current (3P-N)
- RPM counter, fuel level, hydraulic pression
- Temperature, humidity, flowmeters
- Battery control with thresholds and alarms
- Time counter and scheduled maintenance management
- Management of analog and digital sensors

## inputs and outputs



Description	Typical*	Maximum**
Front panel's button	5	8
Leds mounted on PCB	3	4
Digital inputs	8	16
Analog inputs	4	16
Digital outputs (1A)	6	16
Digital outputs (5A)	4	16
USB (connector type B)	1	1
CANBUS	1	2
RTC (real time clock)	present	present
EEPROM	128Kb	1Mb
Power supply	DC 8÷32V max	

All inputs and outputs are fully protected by overvoltage, overcurrent and short circuits.

## CanBus



Using the standard SAE J1939 and CAN BUS interface is possible to perform the management of endothermic engines of all main producers. Our devices implement also other types of protocols of communications widely used in the industrial field (CanOpen, IsoBus ...) and under specific requirement, we can integrate new ones, both standard and custom.

\*For example

\*\*Some options are mutually exclusive

## dimensions



- Front panel dimensions: 118 x 108 mm
- Groove dimension: 92 x 92 mm
- Front protection: IP65
- Rear protection: IP20

SAET was set up in 1990 as an electronics systems, hardware and software design company. Bringing together highly specialized experts with many years of experience gained in the automotive and industrial automation sector, in just a short time the business began to focus on custom microcontroller and microprocessor systems. Flexibility, dynamism, reliability and rapid project development lead-times are the qualities that make us stand out today, enabling us to analyze, propose and apply the best technologies in terms of cost and performance, and positioning us as preferred partner for major companies of all sizes operating in the most diverse fields, whether it be industrial, civil, medical or the highly stringent automotive sector.

Our quality system has been certified by TUV since 2009 as compliant with the UNI EN ISO 9001:2008 standard. However, our desire for professional growth drives us constantly towards new challenges. Indeed, we have recently started the procedures for acquiring two new certifications: the ISO EN 14000 environmental and ISO EN 18000 occupational health and safety standards.

